



# Suppressed Anti-Gravity (UFO) Tech – Above Top Secret Security

BY STAN DEYO

## Observation in Relations to OTC X<sub>1</sub>

This video report is meant to explain the concepts or information given in the Stan Deyo presentation in relations to the OTC X<sub>1</sub>. These relations are a direct correlation on the Plasma Ion Engines which correlates to the Utrons layout and partial design.


The main topics addressed are listed below:

### 1. Gravity Needs Spins

Spin is needed to create a local gravity.

Gravity explanation of Stan Deyo is similar to Mike Gamble engineer from Boeing.

Main Utron (electron current accumulator) in the center spins in opposite direction to the outer utrons.

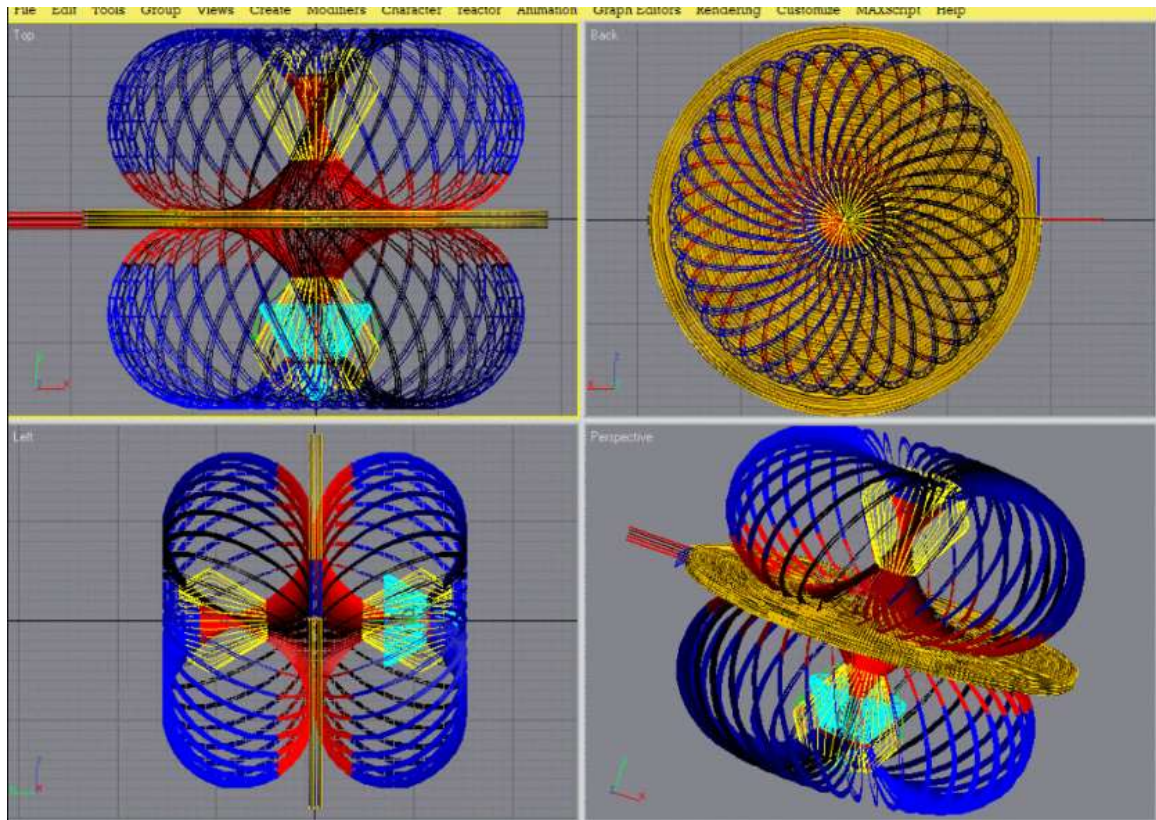


Outer utrons are freewheeled designs so that they can lock into the main utron spin.

Center Utron needs spinning plasma fields for creation of magnetic fields from electrified oblated sphere (rpm and high voltage dependent).


Top Utron Coil in combination with bottom utron coils creates a opposing magnetic field at the center of the Central current accumulator.

At resonance of upper and bottom Main Utron coils creates two toroidal magnetic fields.



- Lorentz “O” - Opposing Magnets/magnetic fields creates space-time tension with vortex field motion.
- The magnetic dual toroidal magnetic field creates an efficient field for traveling thru space.
- The smoke ring analogy recirculates/recycles it’s own energy magnetic wake as it travels.
- Stan describes special shaped forms to create plasma vortex, which appear in some sense as Victor Schauburger repulsin design.
- In my humble opinion, I believe that all hollowed Utrons actually carried a device with these special plasma vortex recirculation forms at the center of each unit. As a result, water and special dopped mercury will no longer be needed. Plasma in

vortex motion is the key here.



- Lastly, this plasma vortex designs also explains the blue/violet light emanating from the central UTRON core as explained by Ralph.

- Final discussions, 3 layer cake design shown below has few designs information:

1. Base toroid causes a vortex in the center (similar to the rodin coil).
2. Center vortex is stationary until a secondary Lorentz force is produced from a different coil.
3. Vertical coils DC pulsing will create a specific magnetic pole downward.
4. Combinations of both in phase pulsing should create a tornado magnetic effect (radial=circular + lateral=vertical) at the interaction of both coil bases.
5. Pulsing direction of voltage and current combinations needs definition. But my guess would be to pulse 1) downward with CW 2) downward with CCW, 3) upward with CW and 4) upward with CCW.

